Walter H.

S - Team Sub

Bowler's StatSheet
BUSINESSMEN
2013/2014

bowlerstats.com

Average	# of Games	Total Pins
170.17	12	2042
Avg Differential	**Match Points**	**Power Record**
(20.98)	10	55-91-0
OverAvg%	**Power%**	**Avg Finish**
0.417	0.377	28 / 23
OverAvg#	**Most Improved**	**B.O.Y. Points**
5	(0.83)	151

AVERAGE RANK	BOWLER of the YEAR	MATCH RANK
50	49	42

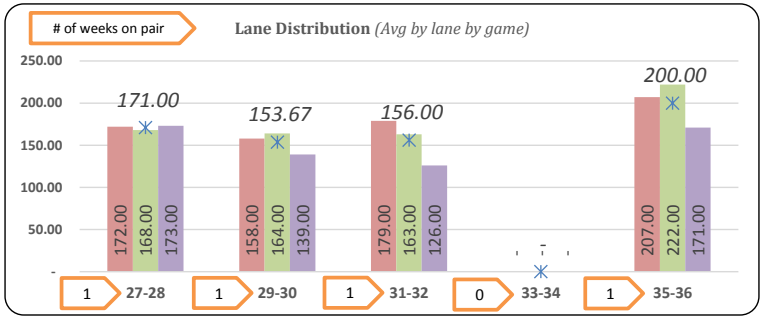

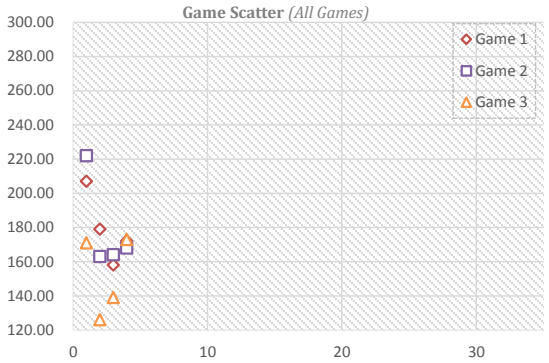

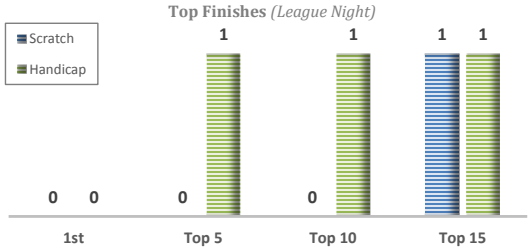

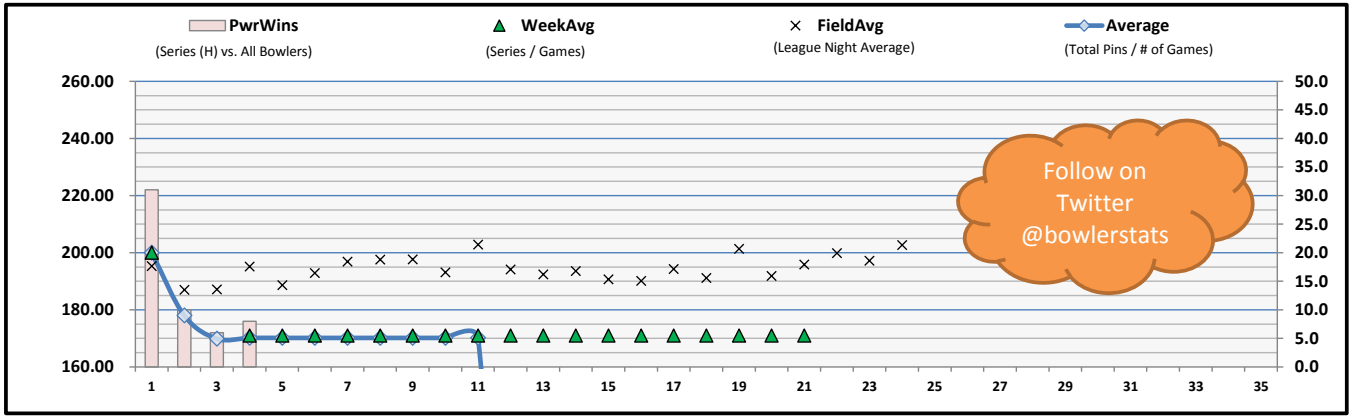

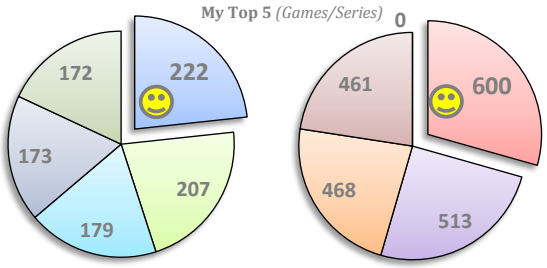

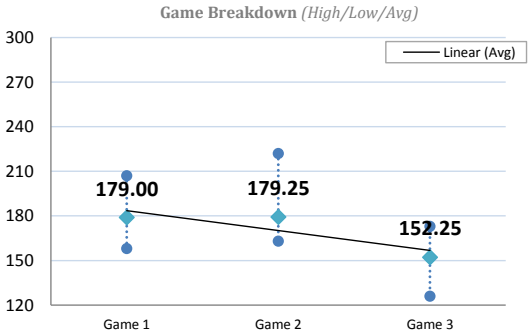

Last 5 Weeks

Week #	Avg	Game 1	Game 2	Game 3	Series	Avg +/-	Change	AvgDiff	#OverAvg	PwrWins	Sch/Hdcp	Lane	GM Trend
WEEK_24	#N/A	#N/A	#N/A	#N/A	#N/A	#N/A	#N/A	#N/A	#N/A	#N/A	#N/A	#N/A	
WEEK_23	#N/A	#N/A	#N/A	#N/A	#N/A	#N/A	#N/A	#N/A	#N/A	#N/A	#N/A	#N/A	
WEEK_22	#N/A	#N/A	#N/A	#N/A	#N/A	#N/A	#N/A	#N/A	#N/A	#N/A	#N/A	#N/A	
WEEK_21	#N/A	#N/A	#N/A	#N/A	#N/A	#N/A	#N/A	#N/A	#N/A	#N/A	#N/A	#N/A	
WEEK_20	#N/A	#N/A	#N/A	#N/A	#N/A	#N/A	#N/A	#N/A	#N/A	#N/A	#N/A	#N/A	
Avg (5WK)													